

KEY FEATURES



11,000*
 Fixture Lumens
* Ultra White measurement



90°
 Top Beam



20°
 Side Beam



10° - 50° Beam
 Projection Angle

COLOUR PART#



Dual White/Blue



Colours DMX

LESS POWER USED AND SUPERIOR LIGHTING EFFECT



Less power used to deliver superior light effect due to advanced optics

- New generation innovative, efficient reflector optics.
- Focused side beam produces a blade of light under the water that penetrates further.
- All available light is directed with minimal loss.

IP69k SUPERIOR PROTECTION, TOTAL PEACE OF MIND


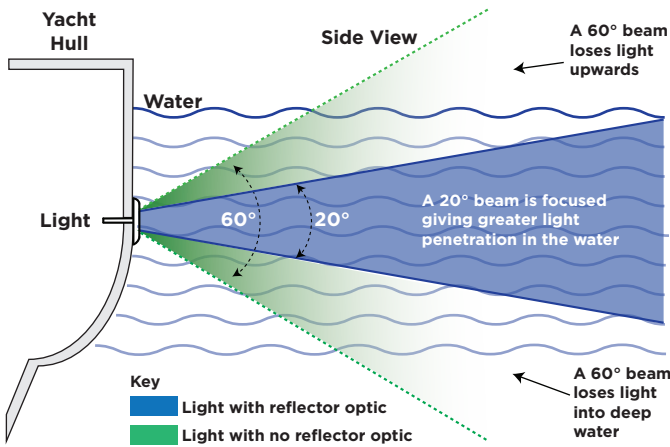


IP69k, the highest achievable rating of protection against water ingress. IP69k goes one step further than the industry standard IP68, giving you additional protection and peace of mind.

BENEFITS OF E7 TH ANGLED OPTICS

Create A Uniform Lighting Effect Around Your Yacht

- Choice of Angled optics to counter the hull shape.
- 10°, 20°, 30°, 40° & 50°.
- 0° available as compatible E6.
- Mix and match with Explore XFM for optimum installation.

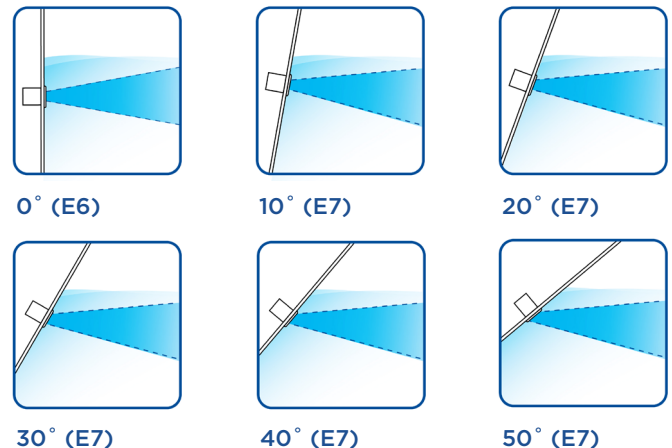
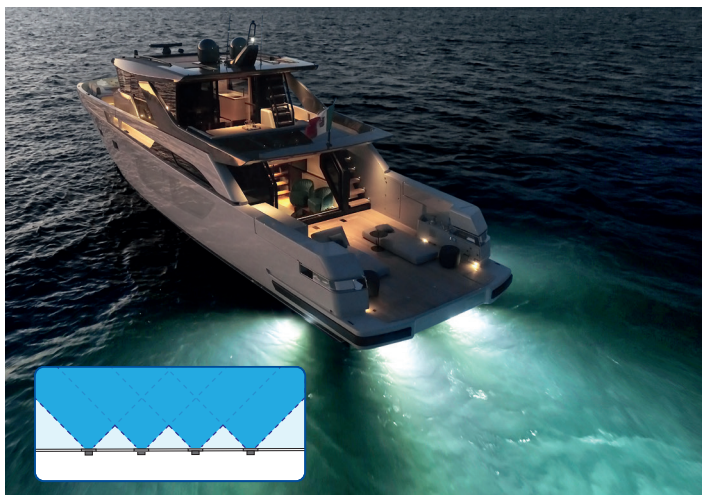


Defined 90° x 20° Beam

The defined 90° beam, using advanced reflector optics, when viewed from above reduces the dark areas close to the hull.

With Angled Optics

The new Explore E7 TH allows the lights to be internally angled up to 50° in 10° increments to counter the hull. This ensures all the light is delivered where required, producing the best possible, uniform lighting effect; a complete halo of light around the yacht.




EXPLORE TH CHOOSE YOUR LIGHT SETUP




Choose Either Dual Or Colours

Explore E6/E7 TH (Dual)
• Light Assembly



Explore E6/E7 TH (Colours)
• Light Assembly



Choose Hull Angle Requirements

0° HULL ANGLE

E6 TH Dual
#E6TH009BW
E6 TH Colours
#E6TH009CD

10° HULL ANGLE

E7 TH Dual
#E7TH019BW
E7 TH Colours
#E7TH019CD

20° HULL ANGLE

E7 TH Dual
#E7TH029BW
E7 TH Colours
#E7TH029CD

30° HULL ANGLE

E7 TH Dual
#E7TH039BW
E7 TH Colours
#E7TH039CD

40° HULL ANGLE

E7 TH Dual
#E7TH049BW
E7 TH Colours
#E7TH049CD

50° HULL ANGLE

E7 TH Dual
#E7TH059BW
E7 TH Colours
#E7TH059CD



Choose either DC or AC Power Kits

OPTION 1

DC Power Kit (1.5m)
#O19903
• DC Power Cable
• Fuse Kit



OPTION 2

AC Power Kit (1.5m)
#O19904
• Power Pack
• AC Power Link Cable



Choose the method of how you control your lights

(Each Controller option comes with a 5m Control Input Cable Kit - Option 1)

OPTION 1

Switch / 3rd Party Control Input Kit
#O12923
• Control Input Cable
• Terminator



OPTION 2

OceanDMX RC Kit
• Remote / Receiver
See OceanDMX RC Guide for options



OPTION 3

OceanDMX TP (Dual)
#O13003 (Black)
#O13003W (White)
• Touch Panel Controller
• Control Input Kit



OPTION 4

OceanDMX TP (Colours)
#O13001 (Black)
#O13001W (White)
• DMX Touch Controller
• Control Input Kit



OPTION 5

OceanDMX WTP PLUS (Dual Colour)
#O13011 (Black Panel)
#O13011W (White Panel)
• DMX WiFi Controller
• Control Input Kit



OPTION 6

#O13010 (Black Panel)
#O13010W (White Panel)
OceanDMX WTP PLUS (Colours)
• DMX WiFi Controller
• Control Input Kit



Select quantity of Control Link Cables based on quantity of lights (N.B. You need 1 Link Cable less than the number of lights fitted)

OPTION 1

Control Link Cable (3m)
#O12924
Select the quantity required (N.B. 1 cable less than No. of lights)

OPTION 2

Control Link Cable (5m)
#O12925
Select the quantity required (N.B. 1 cable less than No. of lights)

OPTION 3

Control Link Cable (10m)
#O12926
Select the quantity required (N.B. 1 cable less than No. of lights)

OPTION 4

Control Link Cable (15m)
#O12927
Select the quantity required (N.B. 1 cable less than No. of lights)

OPTION 5

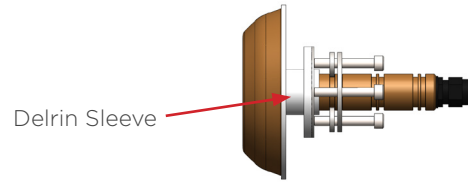
Control Link Cable (20m)
#O12928
Select the quantity required (N.B. 1 cable less than No. of lights)



EXPLORE TH ACCESSORIES

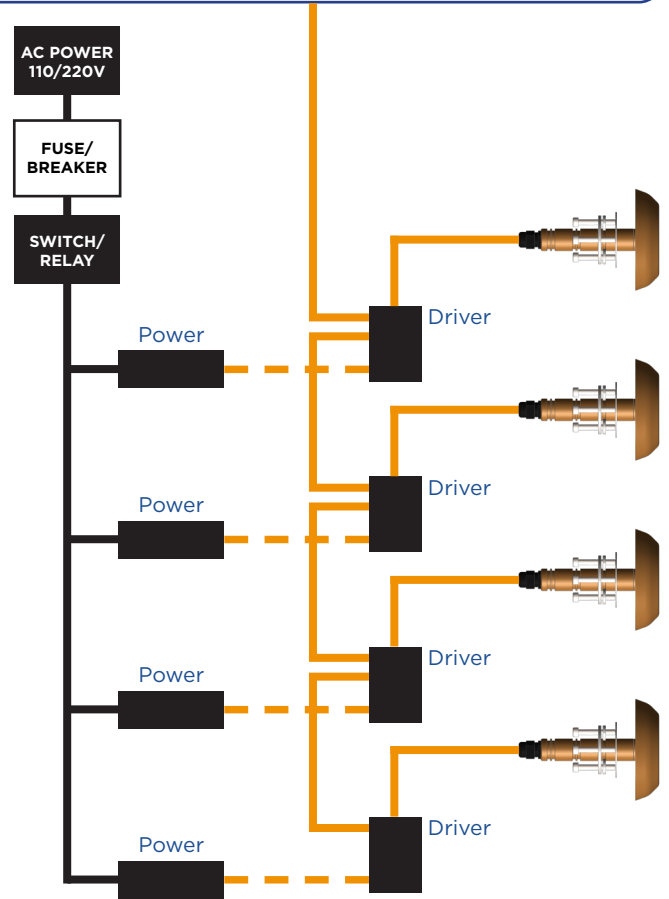
Isolation Kit

Isolation Kit (O19914) must be used if installing the TH on metal, carbon fibre or wooden hulled yachts.



CONTROL OPTIONS SCHEMATIC

Explore TH Lighting System Control Options



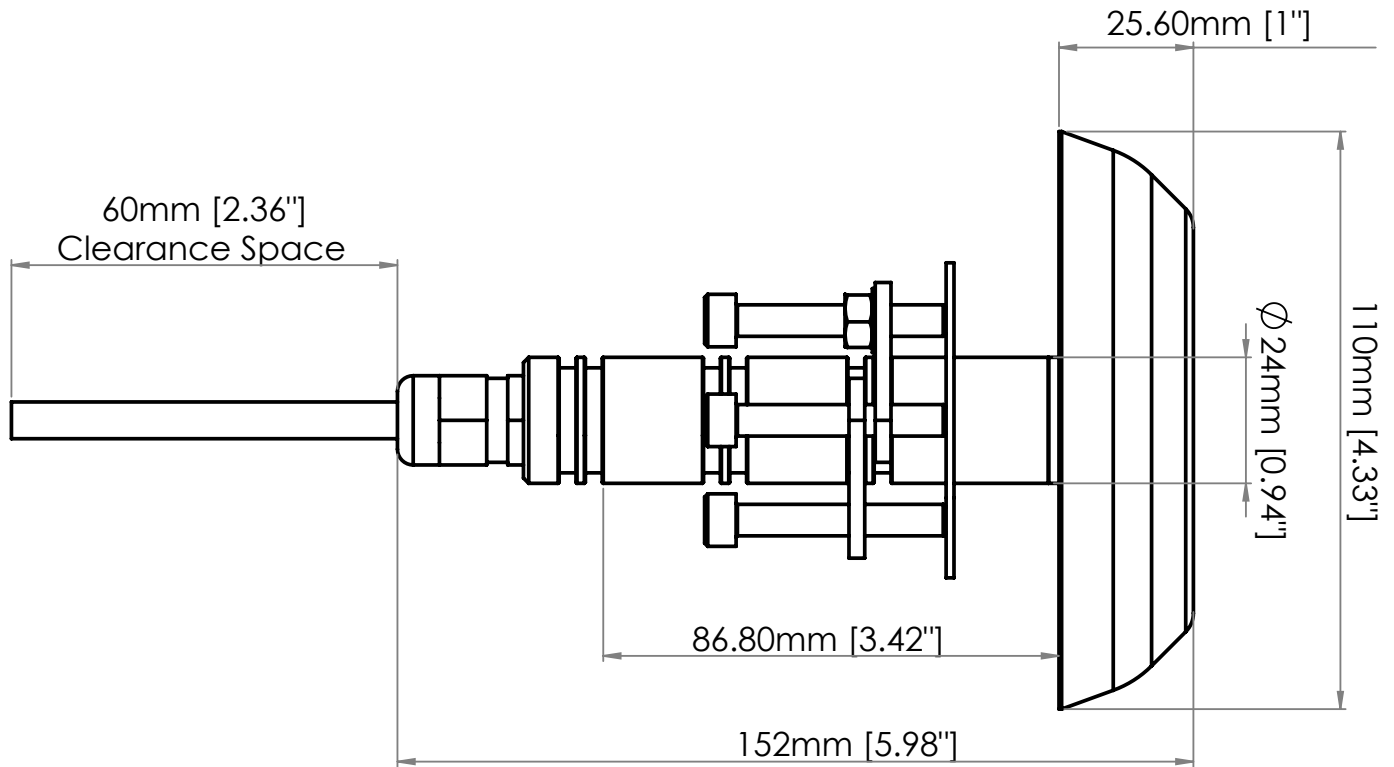
Built In Fault Finding

The Explore E6 and E7 TH have a built-in indicator LED on the driver. The LED confirms the light is working within designed parameters, and in the case of a fault, will indicate information as to the root cause.

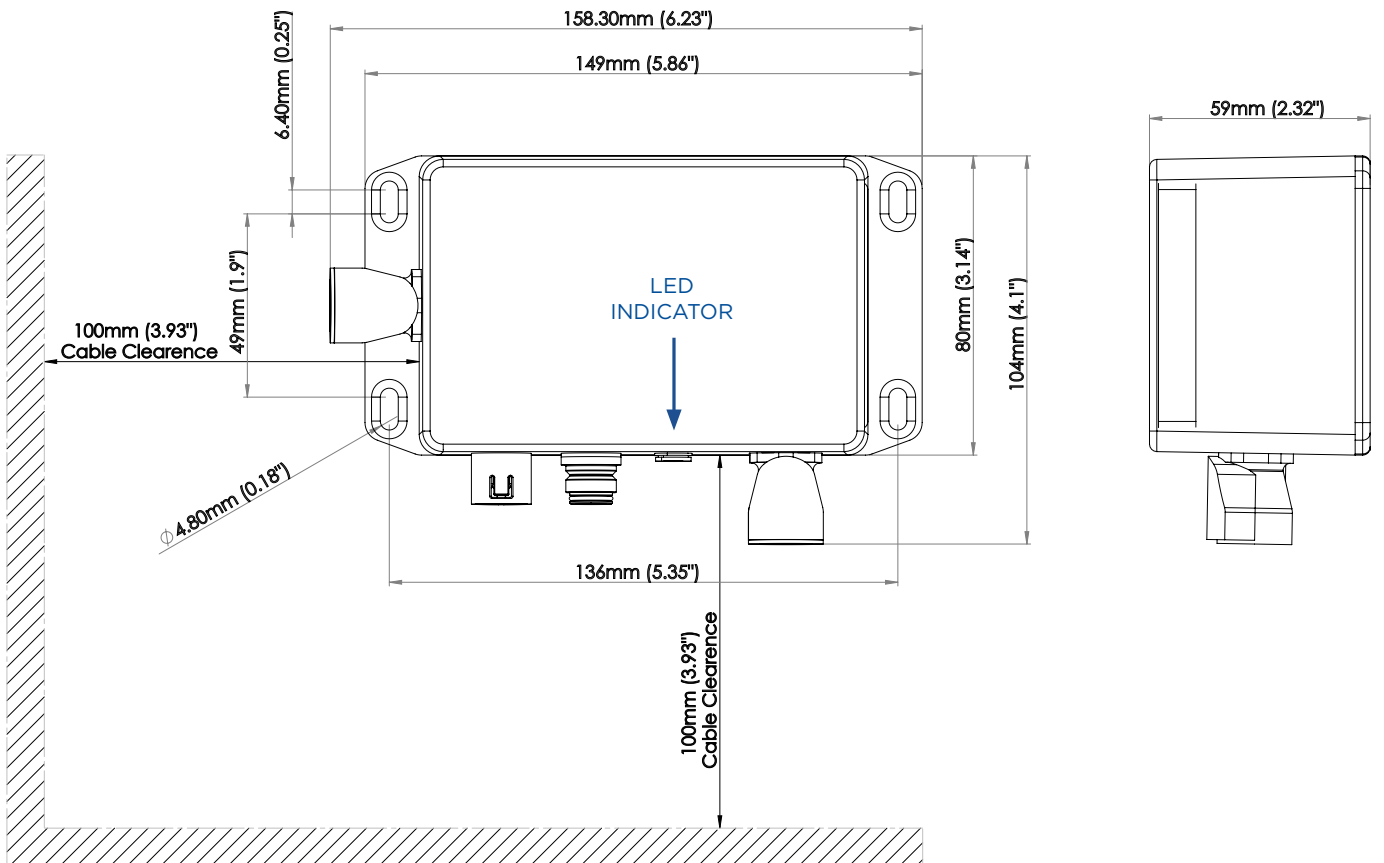
OCEANLED CUSTOM PROJECT SUPPORT

OceanLED has an in house dedicated customer service, sales and engineering team on hand to support our Superyacht clients in various stages of the build. With 2D and parametric 3D CAD facilities, OceanLED will follow projects from inception through to launch to ensure the best possible solution.

LIGHT



DRIVER



BOX CONTENTS
Explore E6 or E7 TH Light Assembly & Clamping Kit
Driver
In-line Fuse Kit
Product Manual

ACCESSORIES	PART
DC Power Kit	#019903
AC Power Kit	#019904
Switch / 3rd Party Control Input Kit	#012923
Control Link Cable (3m)	#012924
Control Link Cable (5m)	#012925
Control Link Cable (10m)	#012926
Control Link Cable (15m)	#012927
Control Link Cable (20m)	#012928

TECHNICAL	
Fixture Lumens (Total light output from a finished fixture)	Dual - 11,000* Colours - 6,000*
Beam Angle	90° x 20°
Angled Optics Options	10°, 20°, 30°, 40° & 50°
Min-Max Operating Voltage DC	10V - 32V DC
Min-Max Operating Voltage AC**	100-240V 50/60Hz
Power	Dual - 113W Colours - 82W
Current / Amp Draw (12V/24V DC)	Dual - 7.8A / 4.7A Colours - 6.8A / 3.2A
Current / Amp Draw (110V/230V AC)	Dual - 1,190mA / 570mA Colours - 830mA / 400mA
Driver Type	External
Correlated Colour Temp.	6500K White
No of LEDs	Dual - 18 W, 17 B Colours - 25 R, 19 G, 20 B, 20 W
IP Rating	IP69k Front Face, When Installed
Temporary Rear Submersion Protection	Yes
Active Thermal Control (ATC)	Yes

MOUNTING RECOMMENDATIONS	
Boat Size	20m +
Transom / Hull spacing	0.5 - 1.2m (2-4')
Installation depth below waterline	25 - 30cm (10-12")

PHYSICAL (LIGHT)	
Diameter of Body	110mm (4.33")
Profile of Body	26mm (1")
Overall Length	152mm (5.98")
Minimum Withdrawal Space Required	212mm (8.35")
Hole Cut-Out	25mm (0.94")
Total Weight	1.06kg (3.5lbs)
Light Body Material	AB2 Aluminium Bronze Aluminium
Optics	Linear Micro-Faceted Reflector

PHYSICAL (DRIVER)	
Diameter	104mm (4.10")
Height	59mm (2.32")
Length	149mm (5.86")
Material	Aluminium
Total Weight	0.60kg (1.3lbs)

WARRANTY	
Warranty	3 Years

*Ultra White Measurement **With AC Power Kit